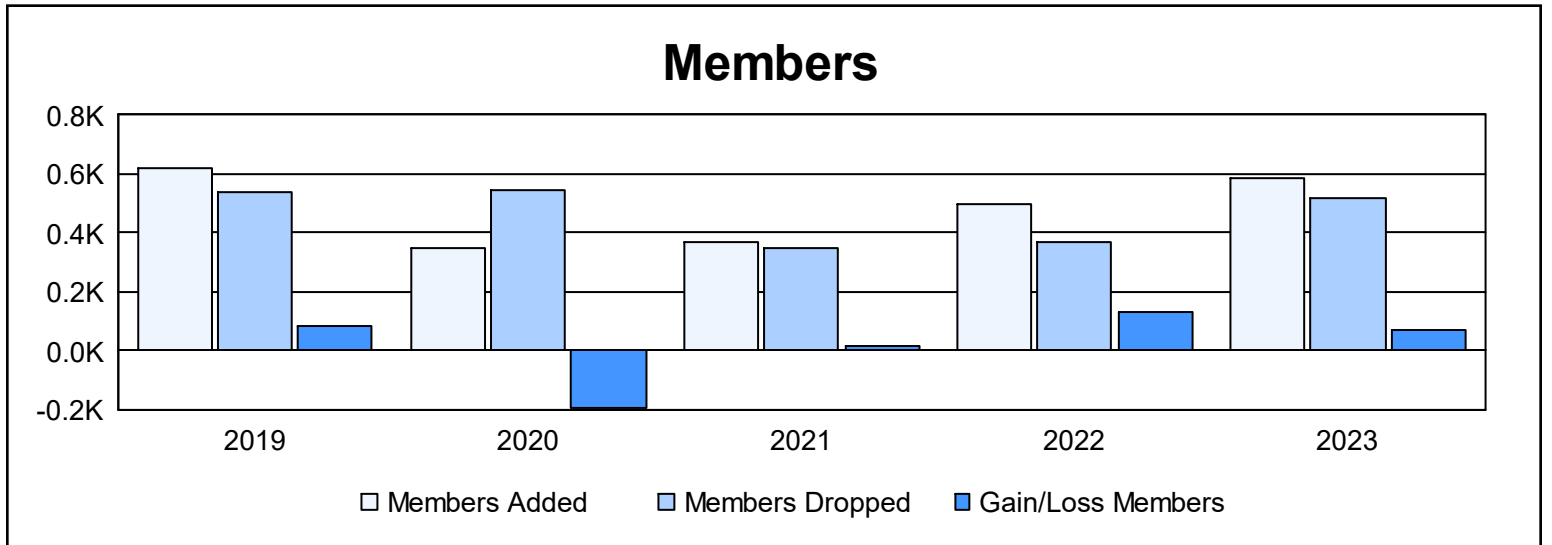
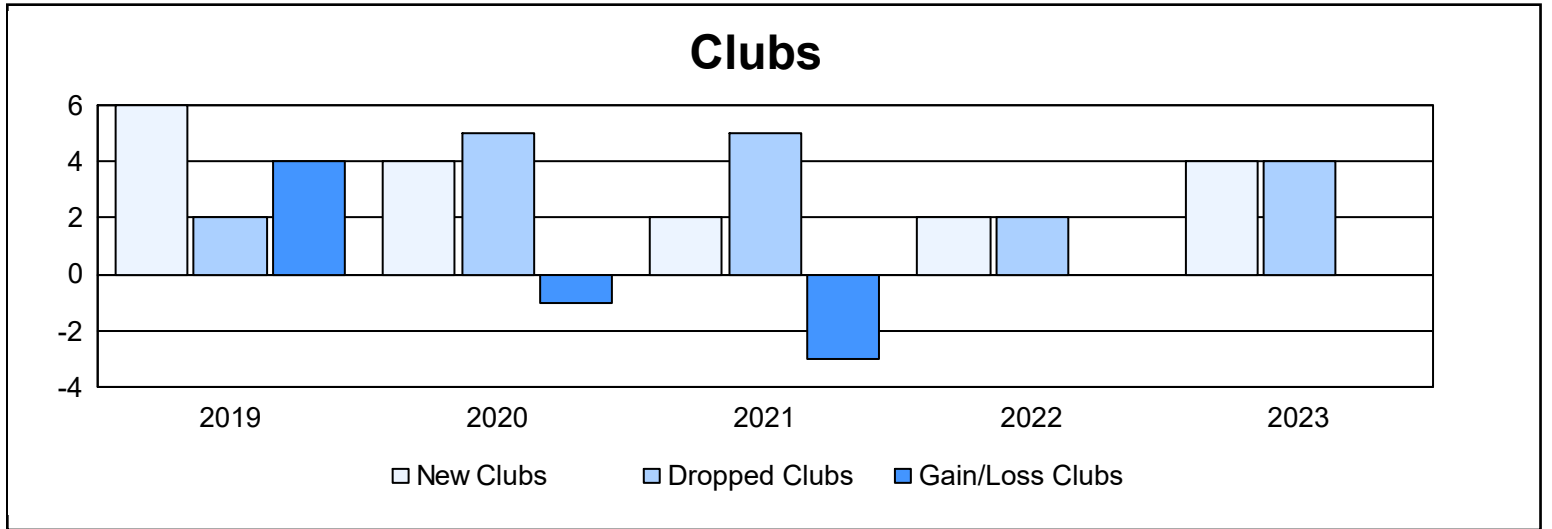
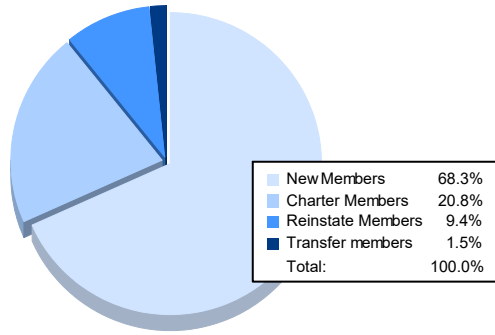


| Year | New Clubs | Dropped Clubs | Gain/ Loss Clubs | New Members | Charter Members | Reinstate Members | Transfer Members | Total Member Added | Total Members Dropped | Gain/ Loss Members |
|----------------|-----------|---------------|------------------|-------------|-----------------|-------------------|------------------|--------------------|-----------------------|--------------------|
| 2018-2019 | 6 | 2 | 4 | 422 | 155 | 33 | 11 | 621 | 538 | 83 |
| 2019-2020 | 4 | 5 | -1 | 257 | 72 | 8 | 9 | 346 | 542 | -196 |
| 2020-2021 | 2 | 5 | -3 | 293 | 49 | 15 | 11 | 368 | 350 | 18 |
| 2021-2022 | 2 | 2 | 0 | 399 | 57 | 39 | 6 | 501 | 370 | 131 |
| 2022-2023 | 4 | 4 | 0 | 401 | 122 | 55 | 9 | 587 | 520 | 67 |
| Average | 4 | 4 | 0 | 354 | 91 | 30 | 9 | 485 | 464 | 21 |



Membership Composition June 2023 Cumulative



Gender Composition June 2023 Cumulative

